

The United Nations Financial Situation

Catherine Pollard
Under-Secretary-General
Management Strategy, Policy and Compliance

United Nations

5 May 2022







Chart ! - "egular #udget Collection Trend

Monthly collections fluctuate a lot, large amounts are uncertain and received at the end of the year, hindering timely allocation of resources to mandated activities.



■ "egular \$udget
Peace%ee ing
Tri\$unals

Chart 2 - Regular Budget Cash Balance Trend



■ Regular Budget
Peacekeeping
Trust Funds

Chart & - "Regular Budget Cash Position



Regular budget cash position at the end of 2021 was a significant improvement over 2020 (2021: 1.17897 (2020: 5259 (2019: 1.76) government

	2020	2021	2021	2022
Regular Budget	1,000,000	1,000,000	1,000,000	1,000,000
Working Capital Fund	150	150	150	150
Special Account	20,	20/	20,	20/
Combined General Fund	10,	**5	1,,5/	1,-50

Regular Budget
Peacekeeping
Trust Funds

Chart - - "Regular Budget (Assessment Status

Unpaid assessments at the end of the year improved, but the situation at the end of April is worse compared to 2011.




	December-20	December-21	April-21	April-22
Prior year's balance	1,111	1,011	1,011	1,111
Assessments	2,111	2,055	2,055	2,055
Payments received	2,111	2,111	2,111	2,111
Unpaid assessments	1,011	1,111	1,111	1,111

Regular Budget
Peacekeeping
Trust Funds

Chart 5 - Regular Budget Assessments

Number of Member States paying in full at Year-End



Regular Budget
Peacekeeping
Triannuals

Chart * - "Regular Budget (Assessments

"Fully paid at 1 December 2021#15 Member States*



■ "Regular Budget
Peacekeeping
Trust Funds

Albania	Cote d'Ivoire	Indonesia	Montenegro	Sierra Leone
Algeria	Croatia	Iraq	Morocco	Singapore
Andorra	Cuba	Ireland	Mozambique	Slovakia
Armenia	Cyprus	Israel	Namibia	Slovenia
Australia	Czech Republic	Italy	Nauru	South Africa
Austria	Democratic People's Republic of Korea	Jamaica	Nepal	Spain
Azerbaijan	Denmark	Japan	Netherlands	Sri Lanka
Bahamas	Egypt	Kazakhstan	Netherlands (Aruba)	Sweden
Bahrain	Equatorial Guinea	Kenya	Nicaragua	Switzerland
Bangladesh	Guatemala	Libya	Niger	Tajikistan
Barbados	Honduras	Liechtenstein	North Macedonia	Togo
Belarus	Hong Kong	Lithuania	Norway	Tonga
Belgium	India	Latvia	Northern Mariana Islands	Trinidad and Tobago
Belize	Indonesia	Lebanon	Palau	Turkey
Benin	Iran (Islamic Republic of)	Libya	Philippines	Turkmenistan
Bhutan	Iraq	Liechtenstein	Poland	Uganda
Bolivia (Plurinational State of)	Ireland	Liechtenstein	Portugal	Ukraine
Bosnia and Herzegovina	Israel	Liechtenstein	Russia	United Arab Emirates
Botsswana	Italy	Liechtenstein	Romania	United Kingdom of Great Britain and Northern Ireland
Burkina Faso	Japan	Liechtenstein	Russian Federation	United States of America
Bulgaria	Kazakhstan	Liechtenstein	San Marino	Uruguay
Burundi	Kenya	Liechtenstein	Saint Kitts and Nevis	Uzbekistan
Cabo Verde	Kiribati	Liechtenstein	Saint Lucia	Viet Nam
Cambodia	Kuwait	Liechtenstein	Samoa	Yemen
Canada	Kyrgyzstan	Liechtenstein	San Marino	Yemen
Central African Republic	Lao People's Democratic Republic	Liechtenstein	Saudi Arabia	Zambia
Chad	Latvia	Liechtenstein	Senegal	Zimbabwe
Chile	Lebanon	Liechtenstein	Serbia	
China	Liechtenstein	Liechtenstein	Seychelles	
Colombia	Lithuania	Liechtenstein		
Costa Rica	Luxembourg	Liechtenstein		
	Madagascar	Liechtenstein		
	Malawi	Liechtenstein		
	Malaysia	Liechtenstein		
	Maldives	Liechtenstein		
	Mali	Liechtenstein		
	Malta	Liechtenstein		
	Marshall Islands	Liechtenstein		
	Mauritania	Liechtenstein		
	Mauritius	Liechtenstein		
	Mexico	Liechtenstein		
	Micronesia	Liechtenstein		
	Moldova	Liechtenstein		
	Mongolia	Liechtenstein		

* compared to 144 Member States at 1 December 2020

5 May 2022

2021

C(ND)
 +rmenia
 , elgium
 , ulgaria
 -anada
 -uba
 ! enmar5
 "inland
 /ermany
 0celand
 0ndia
 0reland
 2iribati
 7at8ia
 7u9embourg

F7#D
 +lbania
 +ustralia
 +ustria
 +.erbai4an
 , a%rain
 , %utan
 , osnia and
 6er.ego8ina
 , runei
 ! arussalam
 -%ad
 -roatia
 -yprus
 -.ec% &public
 ! 4ibouti
 Estonia
 "rance
 6ungary
 0taly
 2u\$ait
 2yrgy.stan
 7iec%tenstein
 7it%uania
 Malaysia
 Montenegro
 Morocco
 Namibia
 Nepal
 Nor\$ay

(P"D)
 , anglades%
 , arbados
 -%ina
 Egypt
 /reece
 0ndonesia
 1amaica
 1apan
 2a.a5%stan
 Mali
 <atar
 &ussian "ederation
 Saint 7ucia
 =nited 2ingdom of
 /reat , ritain and
 Nort%ern 0reland
 =.be5istan

TAT(;B0/

2022

C(ND)
 +lgeria
 +rmenia
 +.erbai4an
 , arbados
 , elgium
 , runei ! arussalam
 , ulgaria
 -anada
 -uba
 ! enmar5
 Estonia
 "inland
 /eorgia
 /ermany
 6ungary
 0celand
 0ndia
 0reland
 2a.a5%stan
 2u\$ait
 7at8ia
 7iec%tenstein
 7u9embourg
 Malaysia
 Malta
 Namibia
 Nauru
 Net%erlands
 Nor\$ay
 : alau
 : oland
 : ortugal

F7#D
 +ustralia
 +ustria
 , a%rain
 , %utan
 , osnia and
 6er.ego8ina
 -yprus
 "i4
 "rance
 2yrgy.stan
 7it%uania
 Maldi8es
 Monaco
 Mongolia
 Morocco
 Nepal
 Ne\$; ealand
 &public of Moldo8a
 Samoa
 Slo8enia
 Sout% +frica
 Spain
 3imor-7este
 3u8alu
 ; ambia

MC"
 +ngola
 +ntigua and , arbuda
 -olombia
 -.ec% &public
 Et%iopia
 /reece
 0taly
 1ordan
 2enya
 2iribati
 Nigeria
 Nort% Macedonia
 San Marino
 Serbia
 3%ailand
 3rinidad and 3obago

TAT(;B0*

Chart 0 - Un aid "egular #udget (ssessments



"egular \$udget

Chart !! - Unaid Peacekeeping (assessments \$ Allocation at 30 April 2022



Peacekeeping	2021 and Prior	2022	Total
UN Truce Supervision Commission	10.2	10.0	20.2
United Nations Truce Supervision Commission	4.0	11.5	15.5
United Nations Truce Supervision Commission	11.2	1.1	12.3
United Nations Truce Supervision Commission	40.5	15.0	55.5
United Nations Truce Supervision Commission	2.1	10.0	12.1
United Nations Truce Supervision Commission	12.0	28.5	40.5
United Nations Truce Supervision Commission	12.4	2.1	14.5
United Nations Truce Supervision Commission	24.5	54.0	78.5
United Nations Truce Supervision Commission	140.2	10.0	150.2
United Nations Truce Supervision Commission	112.5	140.1	252.6
United Nations Truce Supervision Commission	EE.0	2.4	12.4
United Nations Truce Supervision Commission	DC.4	20.2	24.6
Subtotal	1,220.2	1,000.0	2,220.2
	15.0	-	15.0
TOTAL	1,235.2	1,000.0	2,235.2

Regular Budget
 Peacekeeping
 Tribunals

* -losing mission

Chart 2 - Peacekeeping Assessments

Fully paid for all assessments due and payable at 31 December 2021#
 5D Member States*



Algeria
 Armenia
 Austria
 Bahrain
 Bahamas
 Belgium
 Botswana
 Bulgaria
 Canada
 Central American Republics
 Costa Rica
 Côte d'Ivoire
 Croatia
 Cuba
 Cyprus
 Democratic People's Republic of Korea
 Denmark
 Estonia
 Finland

France
 Germany
 Greece
 Guinea-Bissau
 Guyana
 Hungary
 Iraq
 Ireland
 Israel
 Italy
 Kazakhstan
 Kyrgyzstan
 Latvia
 Liechtenstein
 Malta
 Mexico
 Monaco
 Mongolia
 Namibia

Netherlands
 New Zealand
 Nicaragua
 Poland
 Portugal
 Qatar



Regular Budget
 Peacekeeping
 Tribunals

UN Security Council Resolution 2413 (2019) (S/Res/2413)

* - compared to 4C Member States at 31 December 2020

Chart !& - Peace%ee ing (ssessments

"ully paid at 0 +pril



Chart 1 - - UN Aid Peacekeeping Assessments



Member State	2021-22
United States	1,000
China	500
Russia	200
Saudi Arabia	150
Venezuela (Non-Aligned Movement)	100
Other Member States	800
Total	2,750*

Regular Budget
 Peacekeeping
 Tribunals

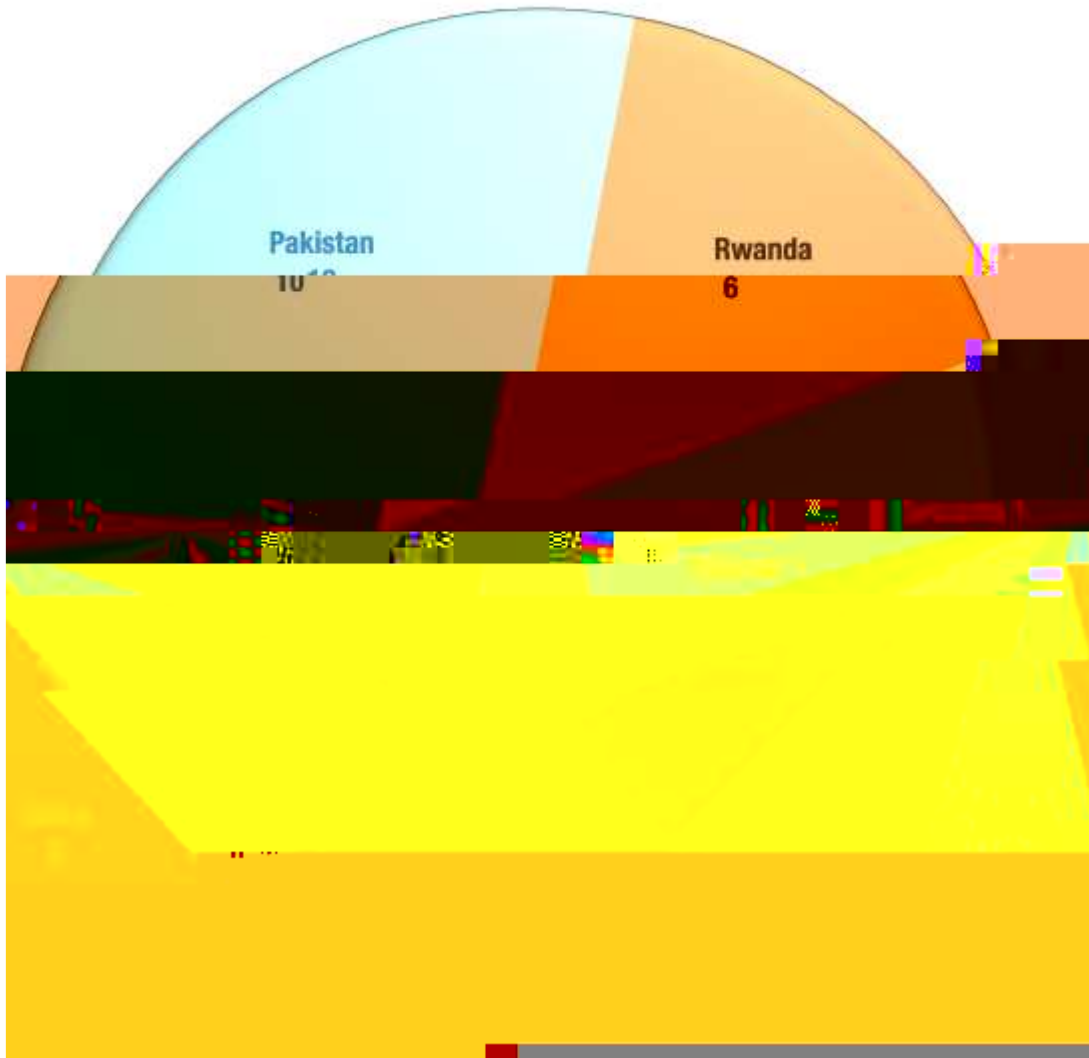


"regular \$udget

Chart 10 Outstanding Liabilities to Member States

(for troops formed, police units and contingent-owned equipment*)

Outstanding liabilities
30 April 2022
(\$37m)*



Regular Budget
Peacekeeping
Trust Funds

*excludes Closed Peacekeeping Mission's liabilities, Letters of Assist and death and disability claims

Chart 20 - Tri\$unal (ssessments at &0 (ril 2022



	;ast (ssessed	(ssessed in 2022	Un aid (ssessments
M&CT	Canuary 2022	,2	* -
&CTL	Canuary 20! /	-	2!
&CT"	Canuary 20! *	-	*
Total		,2	0!8


"egular \$udget
Peace%ee ing
■ Tri\$unals

1Com ared to K/* million at &0 (ril 202!

Chart 2! - Tri\$unal C\$ssessments

"ully paid at 0 +pril 2022# C Member States*

+ndorra	! enmar5	7at8ia	&omania
+rmenia	Estonia	7iec%tenstein	Saint 2itts and Ne8is
+ustralia	Et%iopia	7it%uania	Saint 7ucia
+ustria	"inland	7u9embourg	Samoa
+ .erbai4an	"rance	Malaysia	San Marino
, a%rain	/eorgia	Maldi8es	Serbia
, arbados	/ermany	Mauritania	Singapore
, elgium	/reece	Mauritius	Slo8a5ia
, %utan	6ungary	Monaco	Slo8enia
, osnia and	0celand	Namibia	Sout% +frica
6er.ego8ina	0ndia	Nauru	Spain
, ots\$ana	0reland	Net%erlands	S\$eden
, runei ! arussalam	0srael	Ne\$;ealand	S\$it.erland
, ulgaria	0taly	Nicaragua	3%ailand
-ambodia	1apan	: oland	3imor-7este
-anada	2a.a5%stan	: ortugal	3u8alu
-uba	2u\$ait	<atar	=5raine
-yprus	2yrgy.stan	&epublic of 2orea	= .be5istan
- .ec% &epublic		&epublic of Moldo8a	



"egular \$udget
Peace%ee ing
■ Tri\$unals

*-ompared to CD Member States at 0 +pril 2021




Chart 2& -



Regular Budget
Peacekeeping
■ Tribunals

Chart 2- - A3er3ie:



&!-' ec-20 &!-' ec-2! &0-(r-2! &0-(r-22

Chart 25 - (II) Assessments

: aid in full at 5 May 2022#4 Member States*



Armenia	Georgia
Australia	Germany
Austria	Hungary
Bahrain	Iceland
Canada	India
Chad	Ireland
Czechia	Italy
Dominican Republic	Japan
Egypt	Kazakhstan
Ecuador	Korea
France	Lithuania
Germany	Luxembourg
Ghana	Malaysia
Greece	Monaco
Hungary	Nauru
Iceland	Netherlands
India	Norway

P8(1(s)-1(193318(a3. 6699(s)19(t)921. 66. 1

* - compared to 40 Member States at 5 May 2021